



This workforce solution was funded by a grant awarded under Workforce Innovation in Regional Economic Development (WIRED) as implemented by the U.S. Department of Labor's Employment and Training Administration. The solution was created by the grantee and does not necessarily reflect the official position of the U.S. Department of Labor. The Department of Labor makes no guarantees, warranties, or assurances of any kind, express or implied, with respect to such information, including any information on linked sites and including, but not limited to, accuracy of the information or its completeness, timeliness, usefulness, adequacy, continued availability, or ownership. This solution is copyrighted by the institution that created it. Internal use by an organization and/or personal use by an individual for non-commercial purposes is permissible. All other uses require the prior authorization of the copyright owner.



Class Prep

Basic Curriculum Module

ACS BASIC TRAINING for EXPERIENCED and NEW-HIRE MECHANICS



Funding provided by Department of Labor, Employment & Training Administration: WIRED Initiative





Auto Crib

Basic Curriculum Module

ACS BASIC TRAINING for EXPERIENCED and NEW-HIRE MECHANICS



Funding provided by Department of Labor, Employment & Training Administration: WIRED Initiative





Introductions and Administrative Requirements



Funding provided by Department of Labor, Employment & Training Administration: WIRED Initiative





Student Introductions

- Name
 - Northrop Grumman work experience
 - Job(s)
 - Length of employment
 - Certification(s)
- Other related experience





Course Overview



Funding provided by Department of Labor, Employment & Training Administration: WIRED Initiative





Course Purpose

- **To teach trainee how to use the Auto Cribs to acquire perishable items for line use.**



Course Objectives

Upon completion of this course you will be able to:

1. Use the single tool issue function
2. Use the multi-tool issue function
3. Use the return function
4. Use the return kits for rebuild



Evaluation

- Assessments include:
 - **Final Written Test** (assesses knowledge)
 - Multiple choice or fill in the blank
 - 90% passing; corrected to 100%
 - Closed book
 - **Five Shop Projects** (assesses skills)
 - 100% to spec., or correctable to 100%
- Certification is awarded upon successful completion



Testing Out

- Experienced mechanics may elect to “test out” of the course by:
 - Taking the Final Test (90% passing)
 - Completing Shop Projects (100% to spec)
- Passing the above means the mechanic does not have to go through the class, and is certified.



Auto Crib Overview



Funding provided by Department of Labor, Employment & Training Administration: WIRED Initiative





Auto Crib

- **Entering Identifying Data**
- **Selecting an Item**
- **Exit system**
- **Returning a kit**
- **Returning an Item for rebuild**





Auto Crib

The AutoCrib remote dispensing station is the original tool vending machine developed in 1994. This machine provides access to high value, fast moving and critical inventory items and a simple to use keypad interface. In its standard configuration this machine can dispense safety supplies, welding supplies, cutting tools and other MRO related items. Optional electronic tool lockers can be attached to create a SuperStation, capable of managing oversize and returnable items as well.





Layout

Keypad

Scanner

Bins

Item retrieval



**Bulk
Storage
Lockers**

**Pick
Sheet**



Typical Stocked Items

- Batteries
- Drills




Funding provided by Department of Labor, Employment & Training Administration: WIRED Initiative



Layout - Keypad

- **Display**
- **Valid**
- **Invalid**
- **Low power**
- **Keys**





Layout – Function Keys

- Issue
- Multi-issue
- Return
- Multi-Return
- Clear
- Enter
- ESC
- Stock
- Bin Stat.
- Locate





Layout – Scanner


- Scanable objects
 - Badge
 - Pick-sheet

Scanning the pick sheet to select an item.





Tool Issue Instructions



AUTOCRIB
Automated Inventory System

ISSUE - Issue One Tool

- Press *Issue* Key
- Input or Scan Employee # and Press *Enter*
- Input PIN # and Press *Enter* /Job #
- Input or Scan Transaction Data
- Select Tool From Pick-Sheet
- Input Bin Number and Press *Enter*

MULTI-ISSUE - Issue Multiple Tools

- Same as *Issue*, But Continue Entering Bin Numbers Until You Have Received All Required Tools

BIN-STAT - Check Bin Status

- Press *Bin Stat* Key
- Input Bin # and Press *Enter*
- View Bin Status

Locate - Locate a Low or Missing Tool

- Press *Locate* Key
- Input Bin # and Press *Enter*
- View All Current Stations, Locations and Quantities

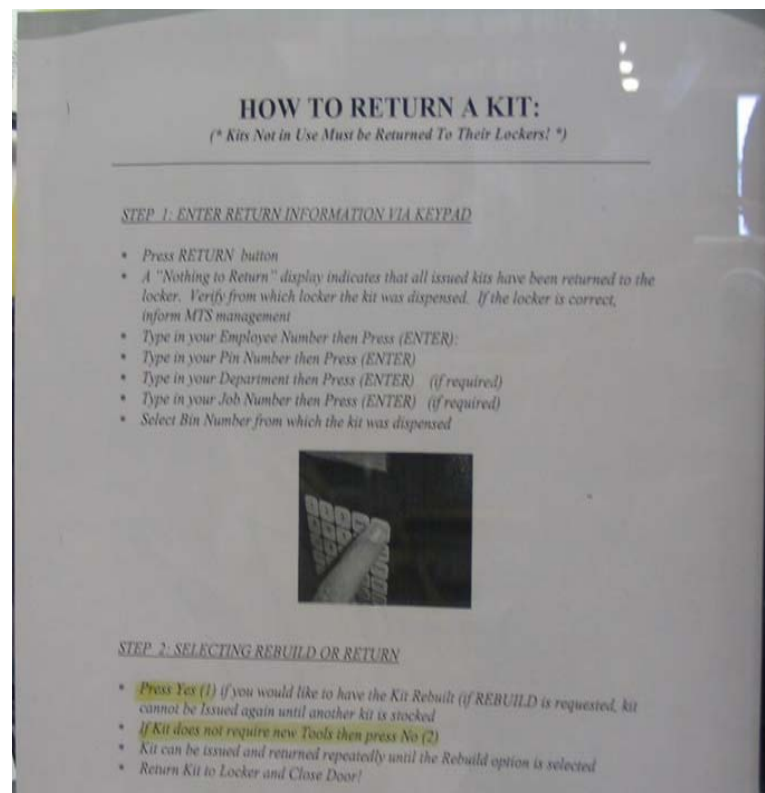

ESCAPE to Return to Main Menu

CLEAR to Delete current data input

ENTER to Confirm all data entries



Kit Return Instructions





Hands-on

- **Repeat the instructions and demonstrate the issue function.**
- **Repeat the instructions and demonstrate the multi-issue function**
- **Repeat the instructions and demonstrate the return function.**



Skill Check – Auto Crib

HOW DO YOU?

- **Enter Identifying data**
- **Select the correct tool**
- **Exit system**
- **Return kits**
- **Return kits for rebuild**



Additional Instructor Notes 1

AutoCrib

The AutoCrib remote dispensing station is the original tool vending machine developed in 1994. This machine provides 24 hour a day access to your high value, fast moving and critical inventory items in a secure helix/coil-dispensing format and a simple to use keypad interface. In its standard configuration this tool dispensing machine can dispense safety supplies, welding supplies, cutting tools and other MRO related items. Optional electronic tool lockers can be attached to create a SuperStation, capable of managing oversize and returnable items as well.

Although this dispensing machine has been out for 10 years, it has seen consistent evolution. It has been updated with many recent advances, including its laser "vend verification" system. The system verifies that the item being dispensed has been dispensed before decrementing inventory in that bin. If the system does not detect that an item has broken the laser beam shortly after the dispense command, it tries a second time. This eliminates the frustration of not receiving an item due to potential stocking errors.





Additional Instructor Notes 2



Funding provided by Department of Labor, Employment & Training Administration: WIRED Initiative

